



Noise Monitoring Result

Day Time (0700 - 1900hrs on normal weekdays)

Location: M1a - Harbour Road Sports Centre

Date	Time	Weather	Measurement Noise Level			Baseline Level	Construction Noise Level	Limit Level
			Leq	L10	L90	Leq	Leq	Leq
Unit: dB(A), (30-min)								
30/11/10	10:08	Fine	68.2	75.4	72.7	69.2	68	75
06/12/10	10:39	Fine	71.9	74.9	65.8	69.2	69	75
14/12/10	10:23	Cloudy	71.4	74.6	65.8	69.2	67	75
21/12/10	10:34	Cloudy	72.7	75.2	68.1	70.2	69	75

Location: M2b - Noon-day gun area

Date	Time	Weather	Measurement Noise Level			Baseline Level	Construction Noise Level	Limit Level
			Leq	L10	L90	Leq	Leq	Leq
Unit: dB(A), (30-min)								
30/11/10	10:53	Fine	69.2	70.7	67.2	-	69	75
06/12/10	11:26	Fine	68.0	70.0	65.8	-	68	75
14/12/10	11:09	Cloudy	68.2	69.8	66.4	-	68	75
21/12/10	11:19	Cloudy	68.4	70.2	66.0	-	68	75

Location: M3a - Tung Lo Wan Fire Station

Date	Time	Weather	Measurement Noise Level			Baseline Level	Construction Noise Level	Limit Level
			Leq	L10	L90	Leq	Leq	Leq
Unit: dB(A), (30-min)								
30/11/10	13:00	Fine	67.3	68.9	65.5	-	67	75
06/12/10	13:00	Fine	67.2	69.3	64.7	-	67	75
14/12/10	13:00	Fine	67.2	69.0	64.8	-	67	75
21/12/10	13:00	Sunny	66.9	68.6	64.7	-	67	75

Location: M4b - Victoria Centre

Date	Time	Weather	Measurement Noise Level			Baseline Noise Level	Construction Noise Level	Limit Level
			Leq	L10	L90	Leq	Leq	Leq
Unit: dB(A), (30min)								
30/11/10	13:42	Fine	70.1	71.5	68.5	-	70	75
06/12/10	13:40	Sunny	71.4	72.8	70.0	-	71	75
14/12/10	13:39	Fine	69.6	71.1	67.4	-	70	75
21/12/10	13:38	Fine	71.0	72.0	68.6	-	71	75

Location: M5b - City Garden

Date	Time	Weather	Measurement Noise Level			Baseline Level	Construction Noise Level	Limit Level
			Leq	L10	L90	Leq	Leq	Leq
Unit: dB(A), (30min)								
30/11/10	15:16	Fine	68.8	72.8	61.9	-	69	75
06/12/10	15:45	Fine	66.2	67.6	64.0	-	66	75
14/12/10	15:48	Fine	67.4	68.8	65.6	-	67	75
21/12/10	16:01	Fine	68.6	69.8	67.1	-	69	75



Noise Monitoring Result

Restricted Time (1900 - 2300 hrs on normal weekdays and 0700-2300 on holiday)

Location: M4b - Victoria Centre

Date	Time	Weather	Measurement Noise Level			Average Noise Level	Baseline Noise Level	Construction Noise Level	Limit Level
			Leq	L10	L90	Leq	Leq	Leq	Leq
Unit: dB(A), (5-min)									
30/11/10	19:51	Fine	67.7	69.0	66.0	67.4	-	67	70
	19:56		68.4	69.4	65.9				
	20:01		66.0	68.9	65.8				
06/12/10	19:31	Fine	66.1	67.4	64.4	66.7	-	67	70
	19:36		66.8	68.6	64.8				
	19:41		67.2	69.1	64.7				
14/12/10	21:16	Fine	67.1	69.3	64.5	66.7	-	67	70
	21:21		66.3	67.8	64.3				
	21:26		66.6	68.4	64.6				
25/12/10	10:31	Fine	67.4	69.0	65.2	67.3	-	67	70
	10:36		67.3	69.2	64.7				
	10:41		67.3	69.3	64.9				
27/12/10	10:57	Fine	66.6	68.6	64.1	66.6	-	67	70
	11:02		66.4	68.5	63.3				
	11:07		66.8	68.9	64.5				

Location: M5b - City Garden

Date	Time	Weather	Measurement Noise Level			Average Noise Level	Baseline Level	Construction Noise Level	Limit Level
			Leq	L10	L90	Leq	Leq	Leq	Leq
Unit: dB(A), (5-min)									
30/11/10	19:18	Fine	64.8	66.4	62.9	65.1	-	65	70
	19:23		64.7	66.0	63.2				
	19:28		65.9	67.5	63.3				
06/12/10	19:02	Fine	66.2	67.5	64.1	66.1	-	66	70
	19:07		66.5	68.4	64.2				
	19:12		65.5	67.4	63.7				
14/12/10	21:43	Fine	67.3	68.2	66.2	67.1	-	67	70
	21:48		66.8	67.9	65.7				
	21:53		67.3	67.7	65.5				
25/12/10	10:02	Fine	66.8	68.4	64.2	66.4	-	66	70
	10:07		66.2	67.5	64.5				
	10:12		66.3	67.6	64.8				
27/12/10	10:23	Fine	66.7	68.0	65.1	66.7	-	67	70
	10:28		66.3	67.4	65.0				
	10:33		67.0	68.1	65.6				

Location: M1a - Harbour Road Sports Center

Date	Time	Weather	Measurement Noise Level			Average Noise Level	Baseline Level	Construction Noise Level	Limit Level
			Leq	L10	L90	Leq	Leq	Leq	Leq
Unit: dB(A), (5-min)									
30/11/10	21:11	Fine	68.2	70.7	68.0	68.5	61.1	69	70
	21:16		69.4	72.7	70.5				
	21:21		68.0	62.3	62.9				
06/12/10	20:59	Fine	70.2	72.3	65.9	70.6	61.1	71	70
	21:04		71.5	74.4	67.4				
	21:09		70.0	72.7	65.5				
14/12/10	19:59	Fine	71.7	71.7	68.3	72.3	61.1	72	70
	20:04		71.6	73.7	67.1				
	20:09		73.5	75.9	70.3				
25/12/10	12:24	Fine	72.3	75.6	67.0	71.9	61.1	72	70
	12:29		70.7	73.0	66.7				
	12:34		72.8	75.7	68.6				
27/12/10	13:00	Fine	68.2	71.1	61.7	68.5	61.1	69	70
	13:05		69.3	72.3	63.9				
	13:12		68.1	71.3	63.1				



Noise Monitoring Result

Restricted Time (1900 - 2300 hrs on normal weekdays and 0700-2300 on holiday)

Location: M2b -Noon-day gun area

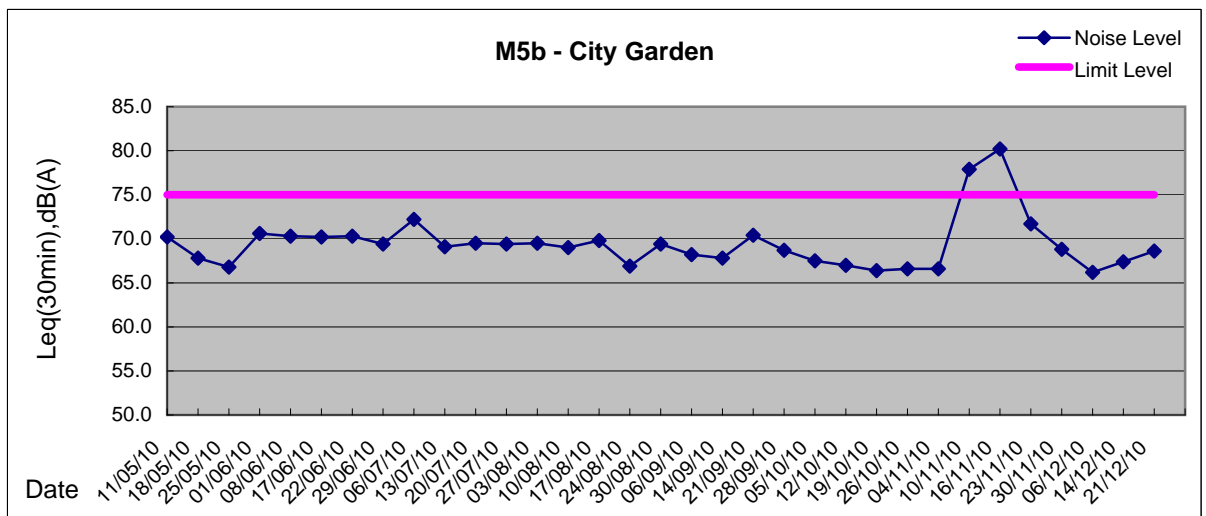
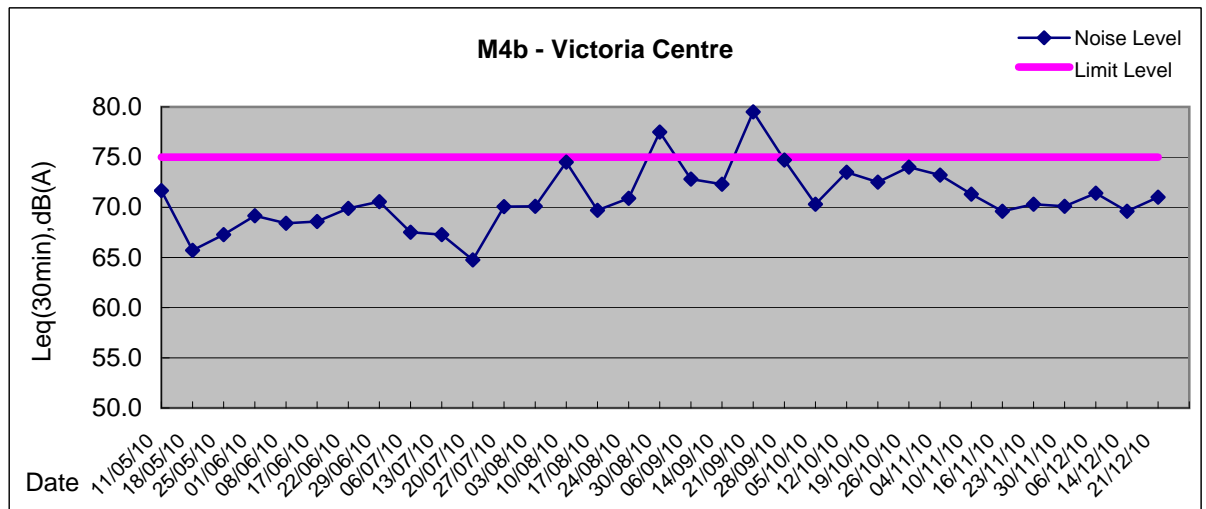
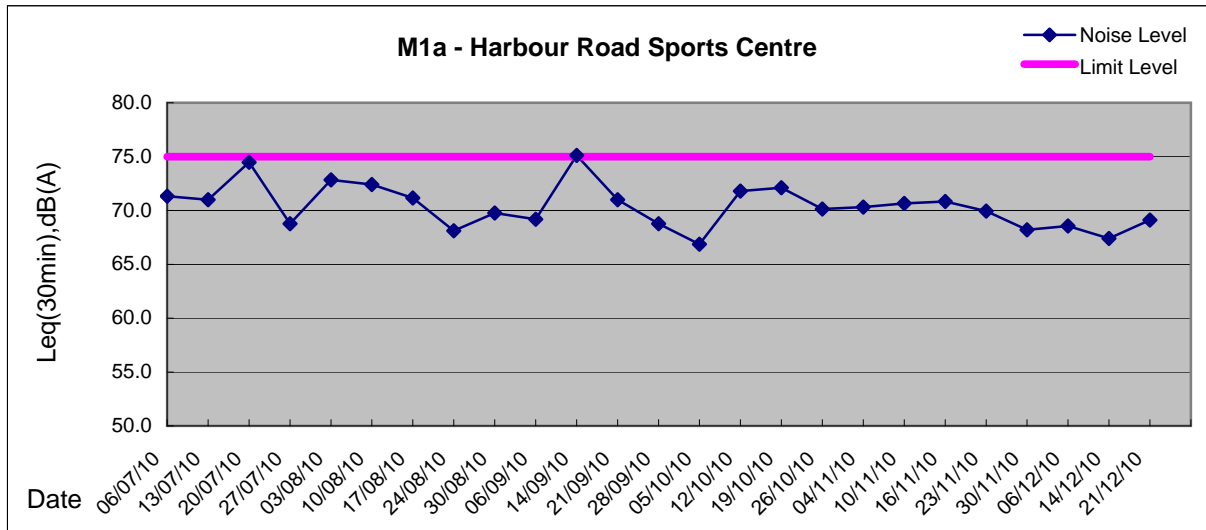
Date	Time	Weather	Measurement Noise Level			Average Noise Level	Baseline Level	Construction Noise Level	Limit Level
			Leq	L10	L90	Leq	Leq	Leq	Leq
Unit: dB(A), (5-min)									
30/11/10	20:28	Fine	67.4	68.8	65.4	67.2	-	67	70
	20:33		66.9	68.3	65.4				
	20:38		67.3	68.9	65.5				
06/12/10	20:08	Fine	67.5	69.5	65.8	67.8	-	68	70
	20:13		67.3	69.1	65.5				
	20:18		68.5	70.9	66.1				
14/12/10	20:40	Fine	67.5	69.2	65.6	67.1	-	67	70
	20:45		66.9	68.6	65.1				
	20:50		66.8	68.4	64.9				
25/12/10	11:32	Fine	67.8	69.6	65.1	67.8	-	68	70
	11:37		68.2	70.8	65.5				
	11:42		67.4	69.0	64.9				
27/12/10	11:45	Fine	65.7	67.3	63.8	65.9	-	66	70
	11:50		65.6	68.2	64.0				
	11:55		66.4	69.3	64.2				

Location: M3a -Tung Lo Wan Fire Station

Date	Time	Weather	Measurement Noise Level			Average Noise Level	Baseline Level	Construction Noise Level	Limit Level
			Leq	L10	L90	Leq	Leq	Leq	Leq
Unit: dB(A), (5-min)									
25/12/10	11:01	Fine	66.2	68.5	63.2	66.5	-	66	70
	11:06		66.6	69.4	63.0				
	11:11		66.6	69.2	62.4				
27/12/10	11:16	Fine	67.0	69.0	64.8	67.2	-	67	70
	11:21		67.4	69.6	65.0				
	11:26		67.1	69.2	65.0				

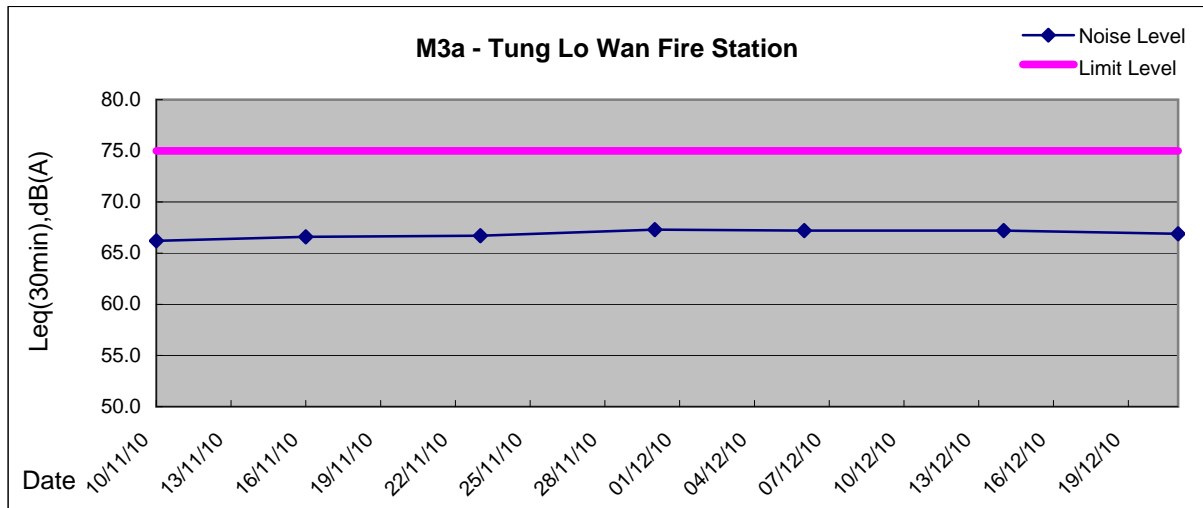
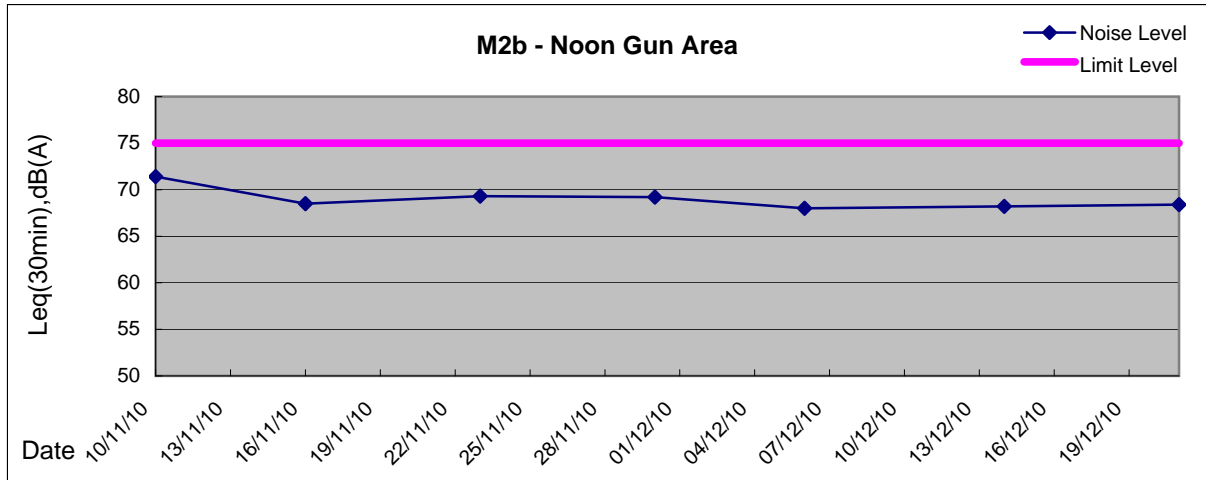


Graphic Presentation of Noise Monitoring Result
Day Time (0700 - 1900hrs on normal weekdays)





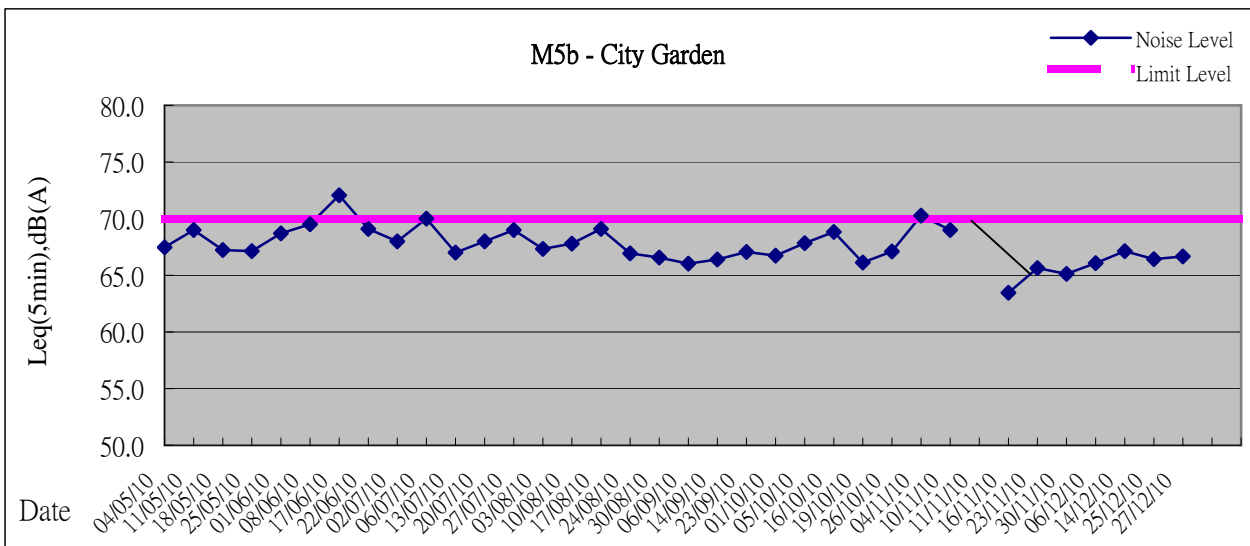
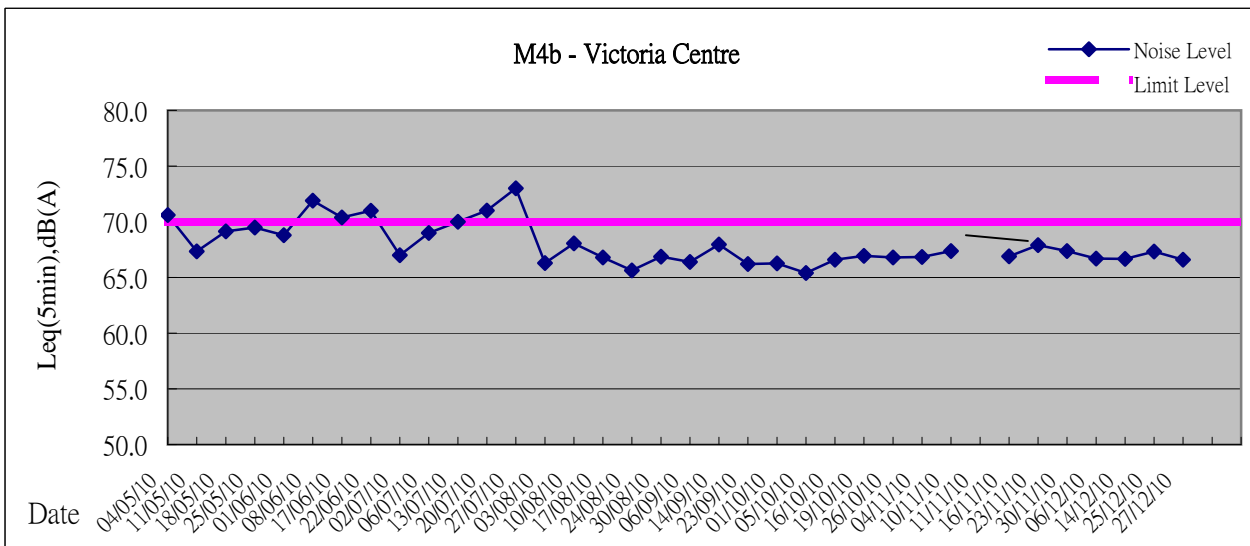
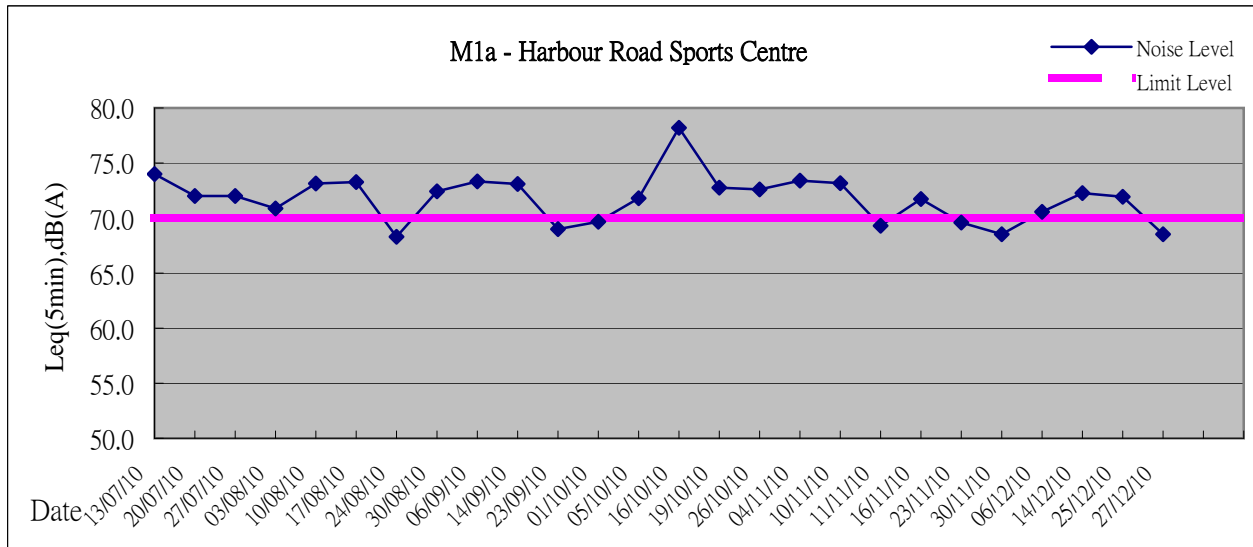
Graphic Presentation of Noise Monitoring Result
Day Time (0700 - 1900hrs on normal weekdays)





Graphic Presentation of Noise Monitoring Result

Restricted Time (1900 - 2300 hrs on normal weekdays and 0700-2300 on holiday)





Graphic Presentation of Noise Monitoring Result

Restricted Time (1900 - 2300 hrs on normal weekdays and 0700-2300 on holiday)

